



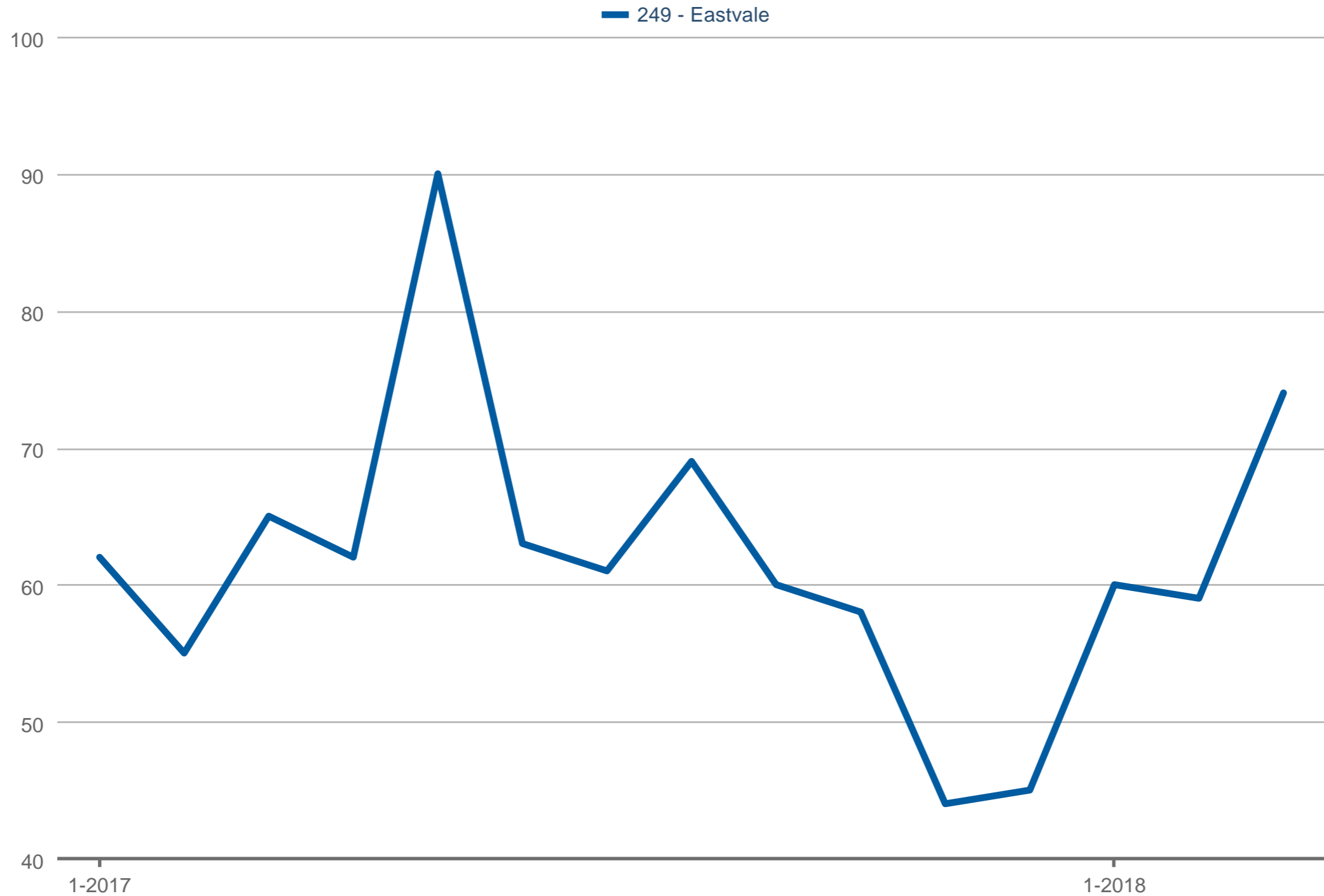
Monthly Review - March 2018 Homes Sold
In The City of Eastvale

| | <u>Address</u> | | <u>LivingArea</u> | <u>Bedrooms</u> | <u>Bathrooms</u> | <u>ListPrice</u> | <u>ClosePrice</u> | <u>BuyerFinancing</u> |
|-------|----------------------|--------|-------------------|-----------------|------------------|------------------|-------------------|-----------------------|
| 12567 | Montellano | Lane | 1211 | 2 | 3 | 327000 | 324000 | Conventional |
| 12492 | Palmeria | Lane | 1583 | 3 | 4 | 370000 | 372000 | Cash |
| 6112 | Snapdragon | Street | 1554 | 3 | 3 | 429000 | 415000 | Cash to New Loan |
| 14604 | Walters | Street | 1908 | 6 | 2 | 399000 | 415000 | Conventional |
| 5980 | Limonium | Lane | 1751 | 3 | 3 | 473000 | 460000 | Conventional |
| 6114 | Snapdragon | Street | 2096 | 4 | 3 | 470000 | 470000 | Conventional |
| 12576 | Lucky | Court | 1801 | 3 | 2 | 450000 | 475000 | Conventional |
| 7078 | Cielo | Court | 2162 | 4 | 3 | 487000 | 480000 | Cash to New Loan |
| 14571 | Serenade | Drive | 2130 | 3 | 3 | 489900 | 489900 | Cash to Loan |
| 14532 | Serenade | Drive | 1938 | 4 | 3 | 514900 | 500000 | Cash to New Loan |
| 6597 | Adagio | Court | 2334 | 4 | 3 | 515000 | 510000 | Conventional |
| 13361 | Empire | Court | 1846 | 3 | 2 | 499950 | 515000 | Conventional |
| 12889 | Pattison | Street | 1905 | 4 | 3 | 515000 | 520000 | Conventional |
| 7177 | Beckett Field | Lane | 2244 | 4 | 3 | 550000 | 525000 | Conventional |
| 6103 | Snapdragon | Street | 2664 | 4 | 3 | 529900 | 525000 | Conventional |
| 6298 | Cattleman | Drive | 2371 | 4 | 3 | 519900 | 527000 | Conventional |
| 6235 | Micah | Street | 2568 | 4 | 3 | 530000 | 535000 | Conventional |
| 7136 | Evening Sun | Court | 2531 | 4 | 3 | 539000 | 539800 | Conventional |
| 6692 | Rosebay | Court | 2125 | 3 | 2 | 539900 | 542500 | Conventional |
| 7105 | Evening Sun | Court | 2634 | 5 | 4 | 525000 | 546000 | Cash |
| 5929 | Red Gold | Street | 2269 | 5 | 3 | 568800 | 560000 | Conventional |
| 12319 | Janelle | Court | 3114 | 4 | 3 | 579000 | 560000 | Conventional |
| 6502 | Lotus | Street | 2668 | 5 | 3 | 549900 | 565000 | Conventional |
| 14300 | Ryan | Street | 2555 | 3 | 3 | 549900 | 575000 | Cash |
| 6884 | Landing | Court | 2854 | 5 | 3 | 610000 | 575000 | Cash |
| 13806 | Haider | Court | 3332 | 5 | 4 | 595000 | 580000 | Conventional |
| 8176 | ROSS | Street | 3372 | 5 | 3 | 580088 | 581500 | |
| 6485 | Caxton | Street | 2809 | 4 | 4 | 585000 | 585000 | Conventional |
| 6409 | Arcadia | Street | 3406 | 5 | 3 | 619888 | 590000 | Cash |
| 12617 | Bridgewater | Drive | 3043 | 4 | 3 | 605000 | 595000 | Cash |
| 14718 | Rick | Lane | 3730 | 5 | 5 | 629000 | 597450 | Cash |
| 6335 | Mulan | Street | 2960 | 4 | 3 | 618000 | 600000 | Cash |
| 14452 | Sleepy Creek | Drive | 2829 | 5 | 4 | 620000 | 600000 | Cash |
| 12727 | Burbank Rd | | 3436 | 5 | 5 | 609900 | 615000 | Conventional |
| 13423 | Hidden Valley | Street | 3698 | 6 | 3 | 639000 | 626000 | Conventional |
| 6697 | Coyote Trail | Lane | 3775 | 4 | 4 | 647500 | 630000 | Conventional |
| 13608 | Sagemont | Court | 3580 | 5 | 3 | 650000 | 633000 | Cash |
| 13713 | Turf Paradise | Street | 3849 | 5 | 4 | 639000 | 644000 | Conventional |
| 8142 | Natoma | Street | 3239 | 6 | 4 | 638000 | 645000 | Conventional |
| 8310 | Dew Drop | Court | 3673 | 5 | 4 | 655000 | 655000 | Cash |
| 14373 | Fern Creek | Court | 3125 | 4 | 3 | 655000 | 660000 | Conventional |
| 7721 | Stonegate | Drive | 4175 | 6 | 5 | 689000 | 680000 | Cash to New Loan |
| 14392 | Cherry Creek | Circle | 3729 | 6 | 5 | 679900 | 705000 | Other |
| 7968 | Orchid | Drive | 4596 | 6 | 5 | 715000 | 715000 | Cash to New Loan |
| 7675 | Granja Vista Del Rio | | 2822 | 3 | 3 | 729900 | 720000 | Cash |
| 13619 | Dearborn | Street | 4040 | 5 | 5 | 750000 | 720000 | Cash |
| 5772 | Territory | Lane | 3757 | 5 | 4 | 720000 | 730000 | Cash |
| 14445 | Bison | Court | 3842 | 5 | 4 | 750000 | 730000 | Other |

| | | | | | | | | |
|-----------------------|----------|------|--------------------|-----------------|-----------------|--------------------------|--------------------------|------|
| 7636 | Presidio | Road | 4619 | 5 | 4 | 868000 | 868000 | Cash |
| <i>Average</i> | | | <u>2862</u> | <u>4</u> | <u>3</u> | <u>\$ 579,964</u> | <u>\$ 576,044</u> | |



New Listings

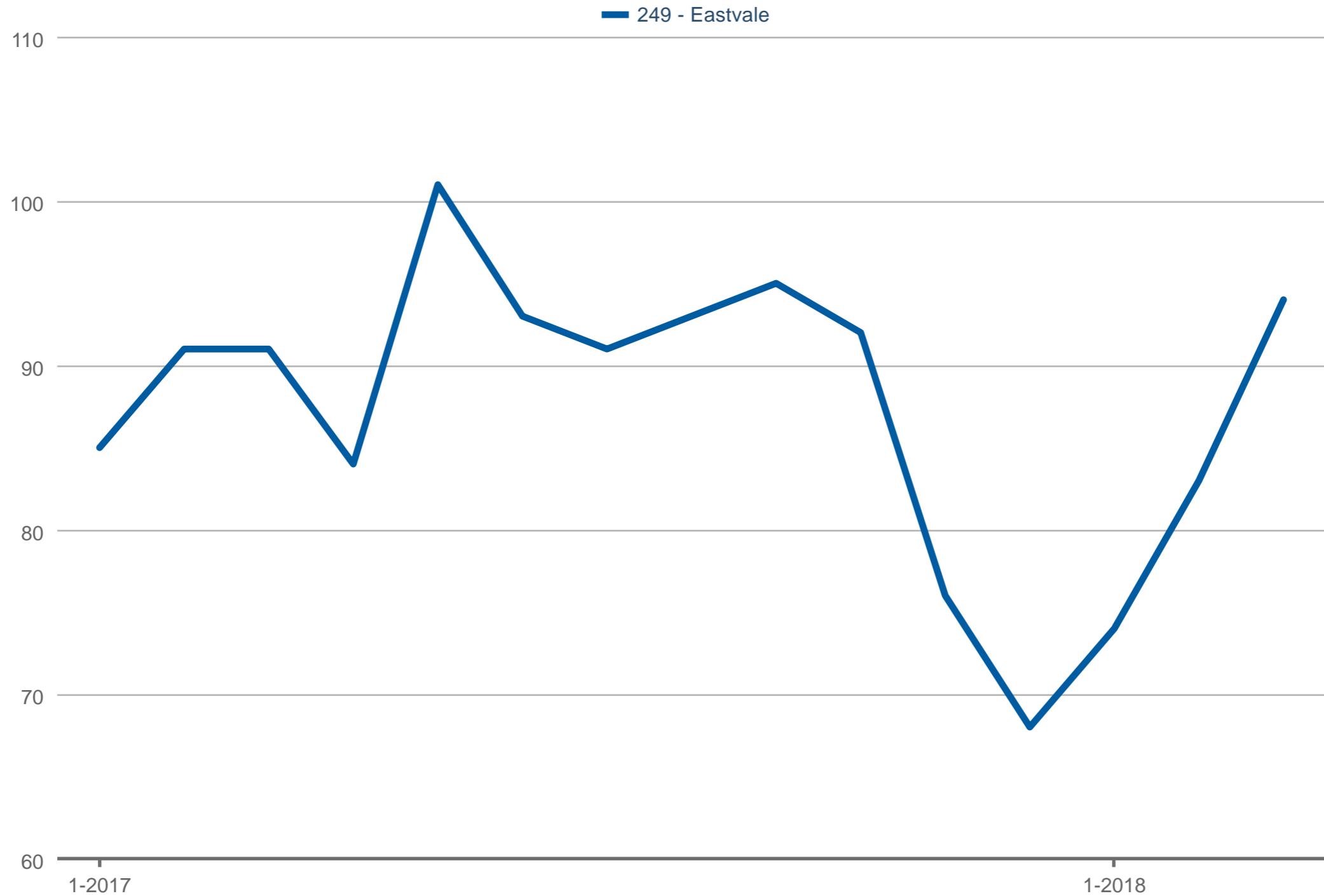


249 - Eastvale

Each data point is one month of activity. Data is from April 9, 2018.



Active Listings

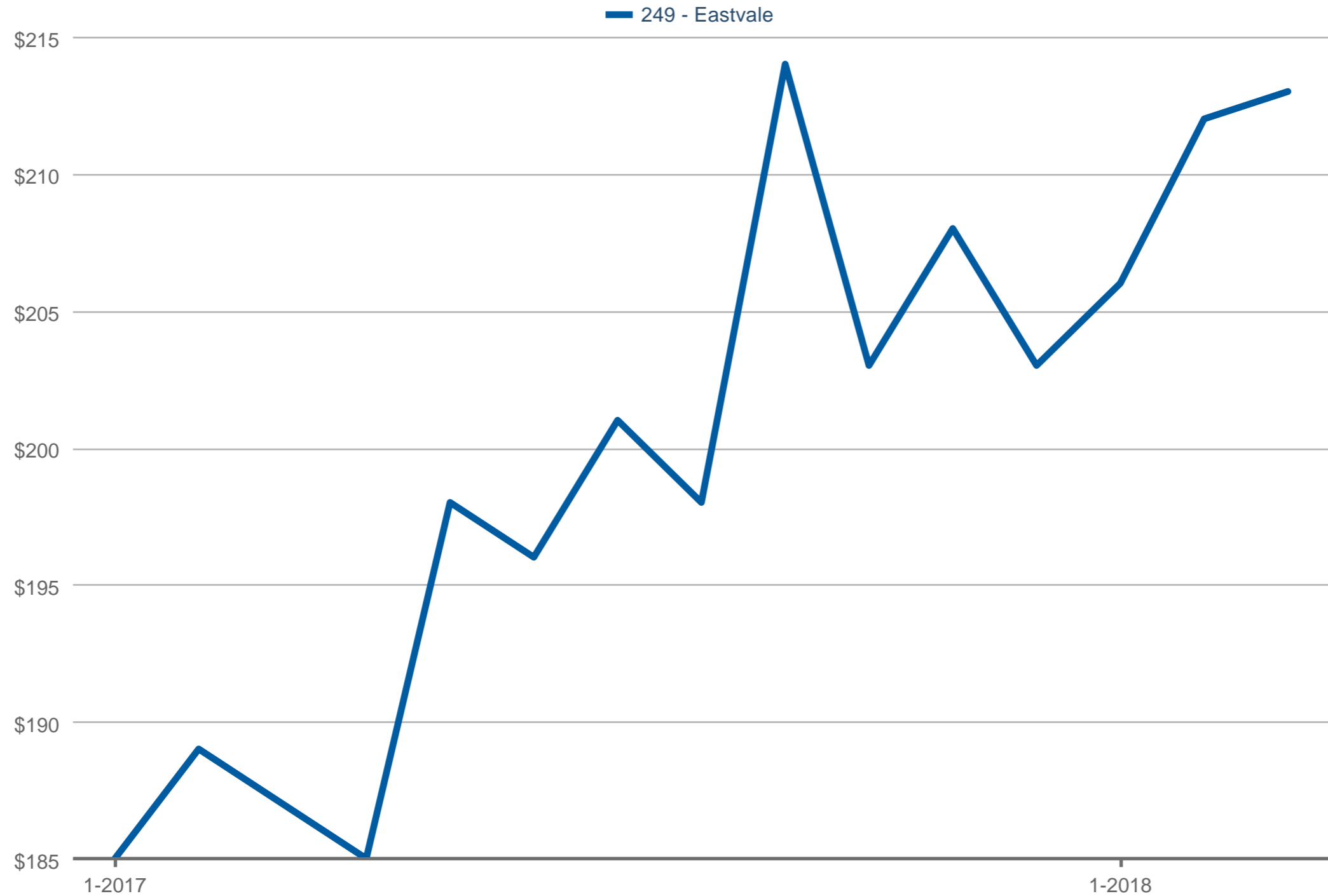


249 - Eastvale

Each data point is one month of activity. Data is from April 9, 2018.



Average Price Per Square Foot

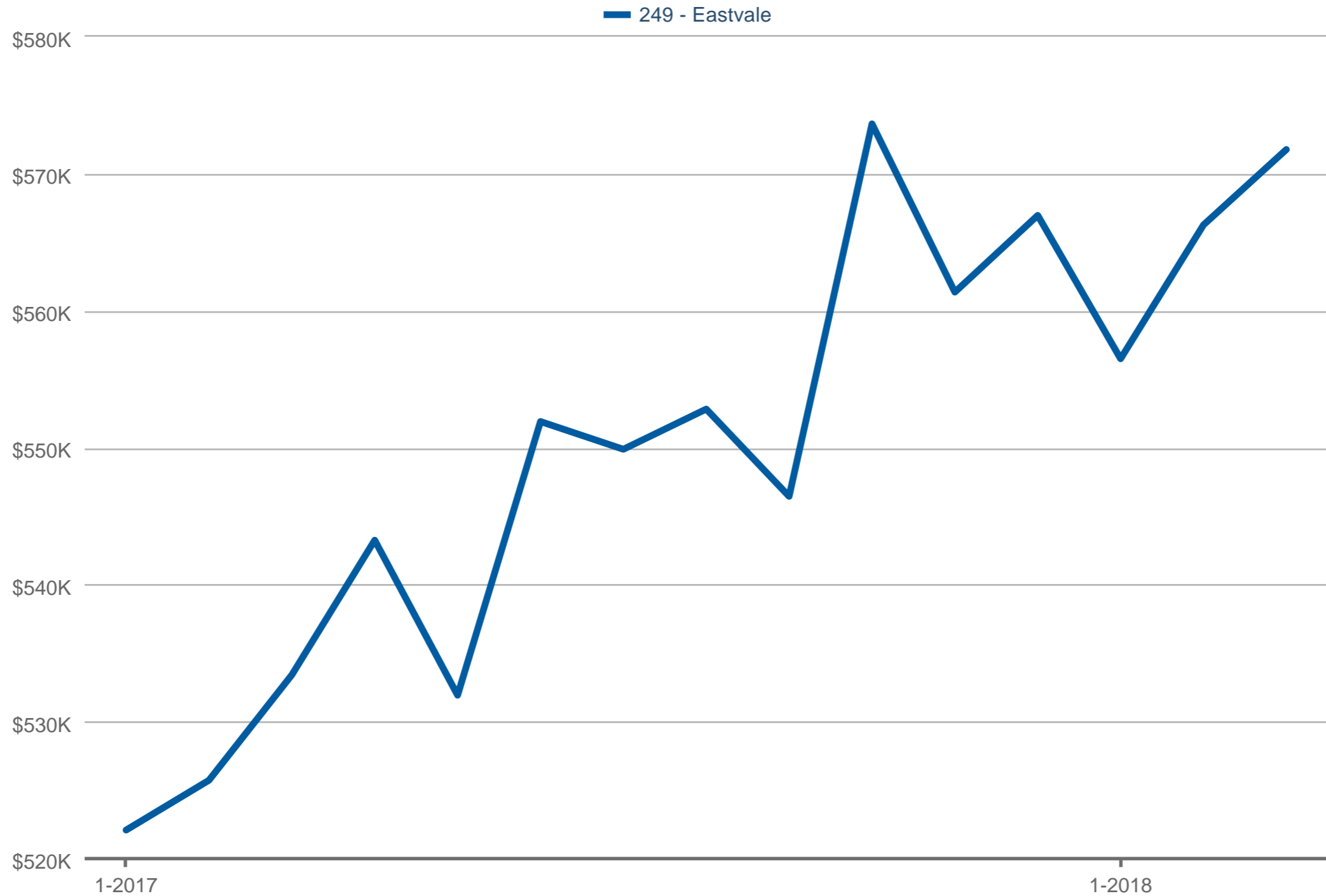


249 - Eastvale

Each data point is one month of activity. Data is from April 9, 2018.



Average Sales Price

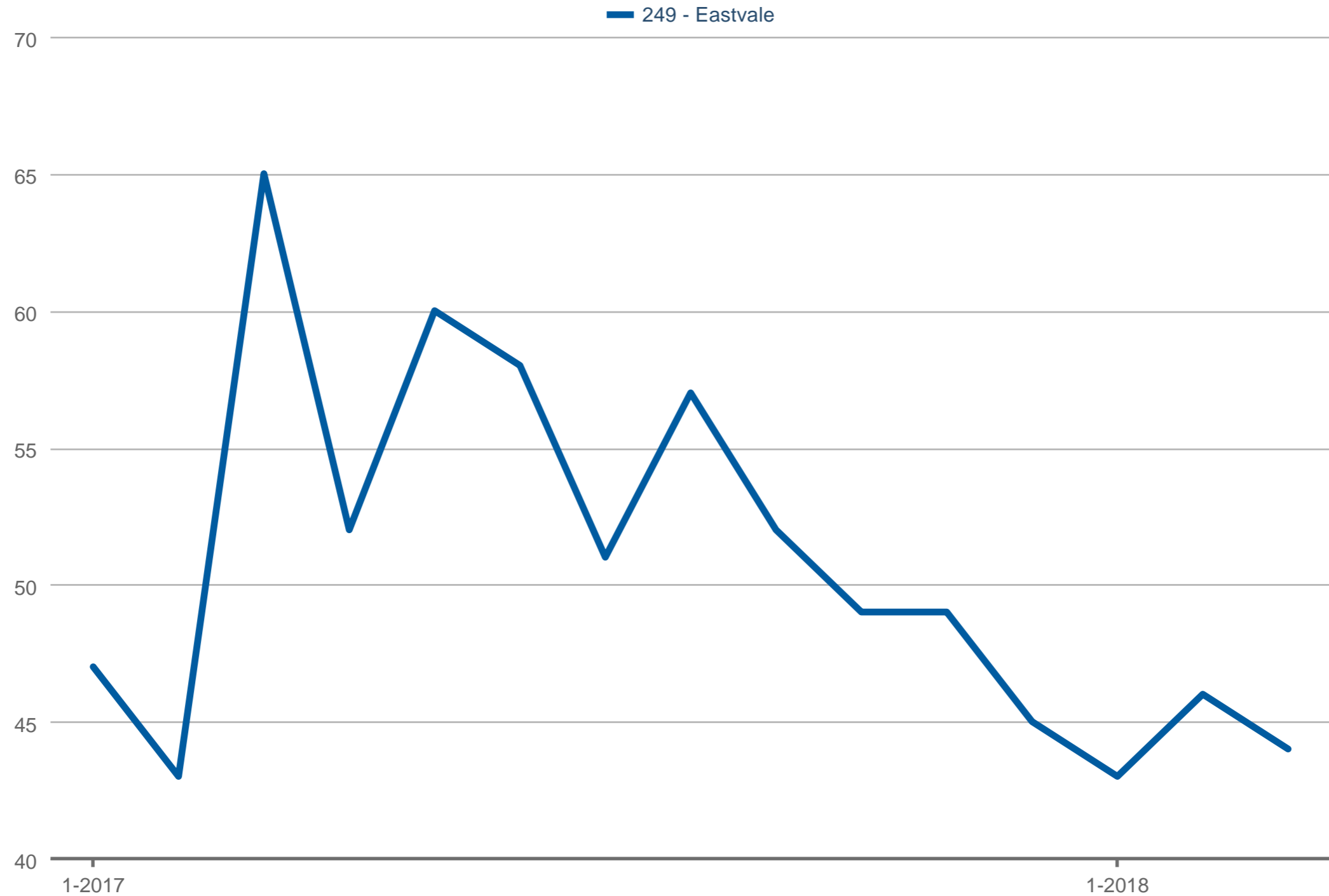


249 - Eastvale

Each data point is one month of activity. Data is from April 9, 2018.



Closed Sales

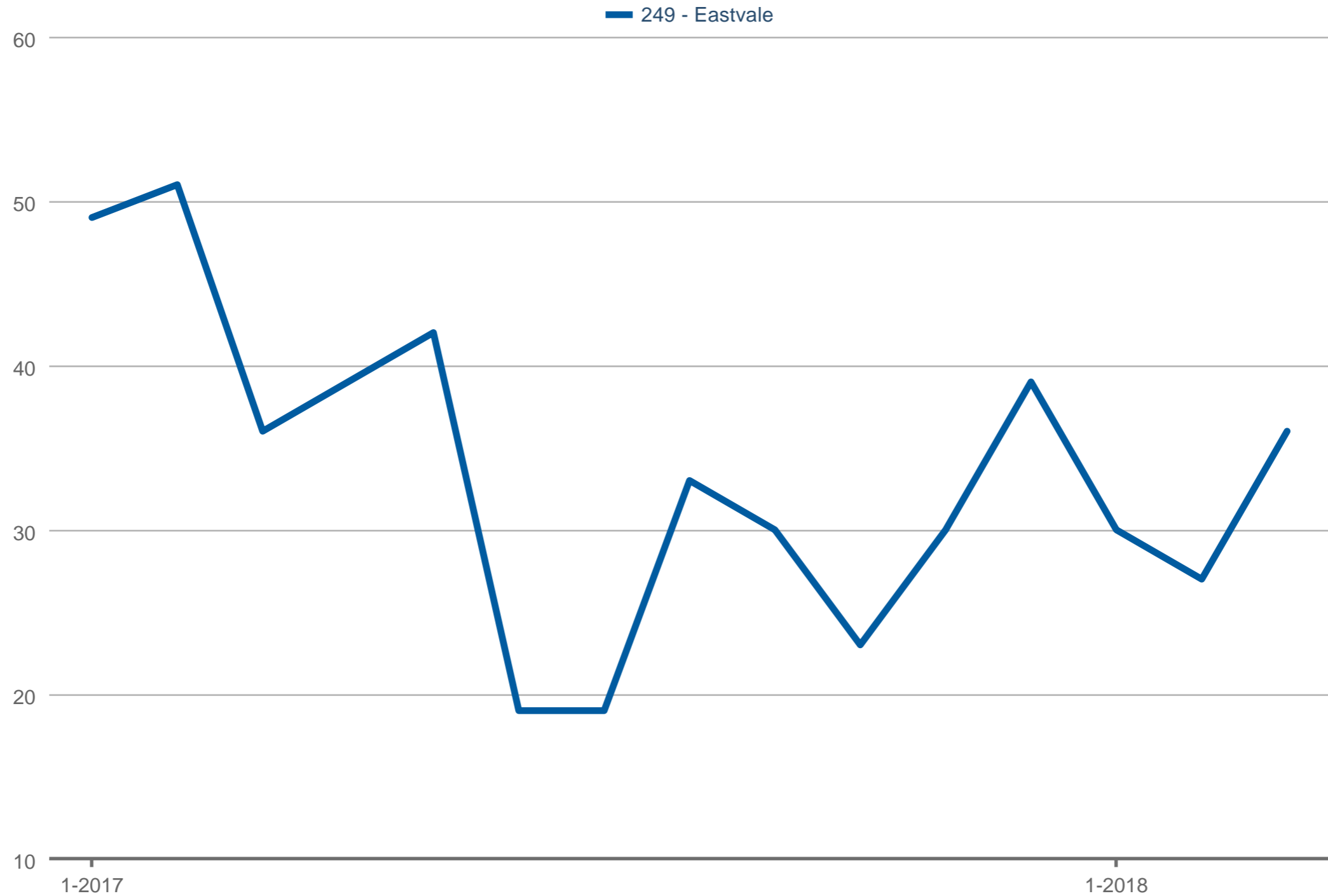


249 - Eastvale

Each data point is one month of activity. Data is from April 9, 2018.



Average Days on Market

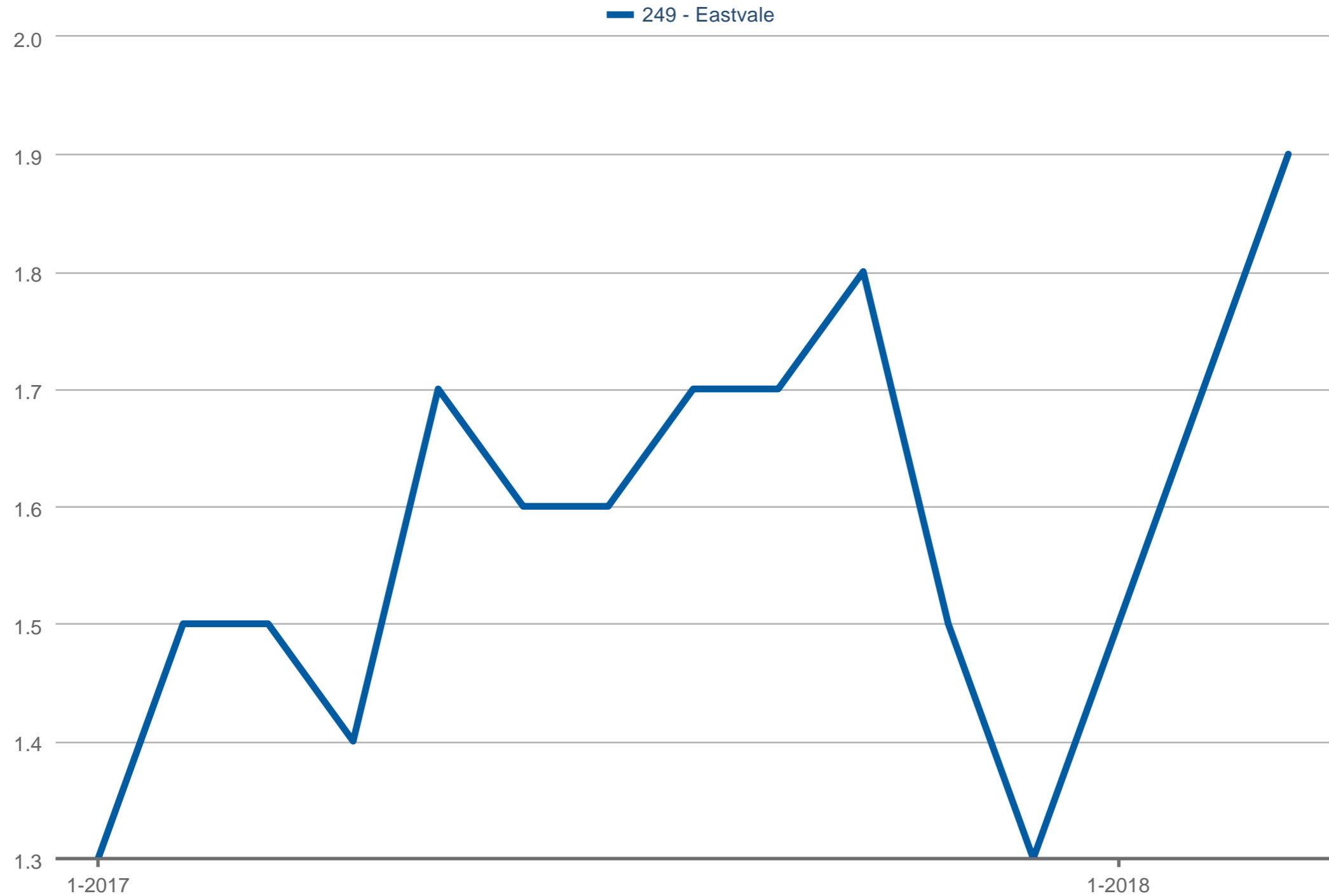


249 - Eastvale

Each data point is one month of activity. Data is from April 9, 2018.



Inventory Months Supply

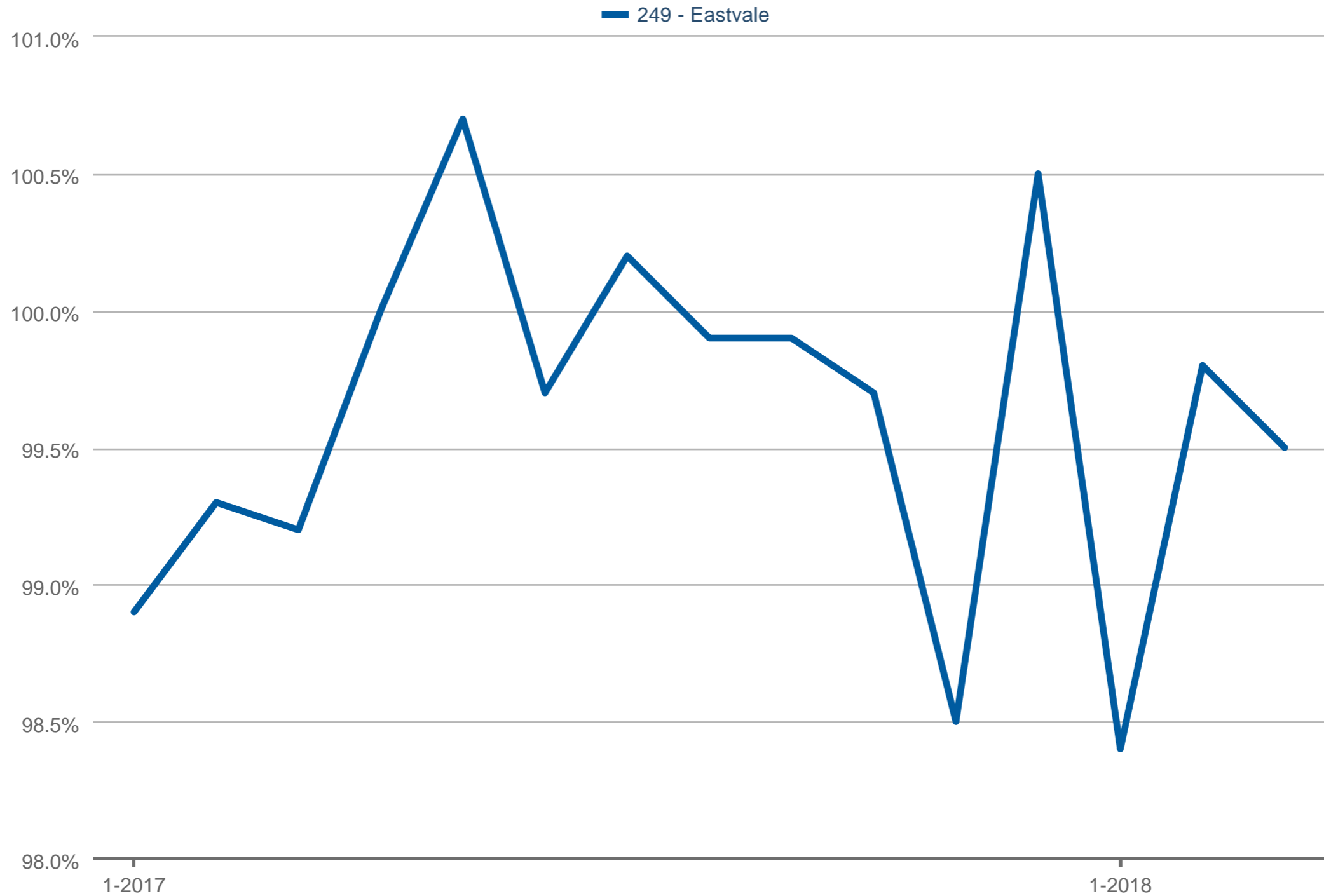


249 - Eastvale

Each data point is one month of activity. Data is from April 9, 2018.



Average Percent of Original Price Received



249 - Eastvale
Each data point is one month of activity. Data is from April 9, 2018.