



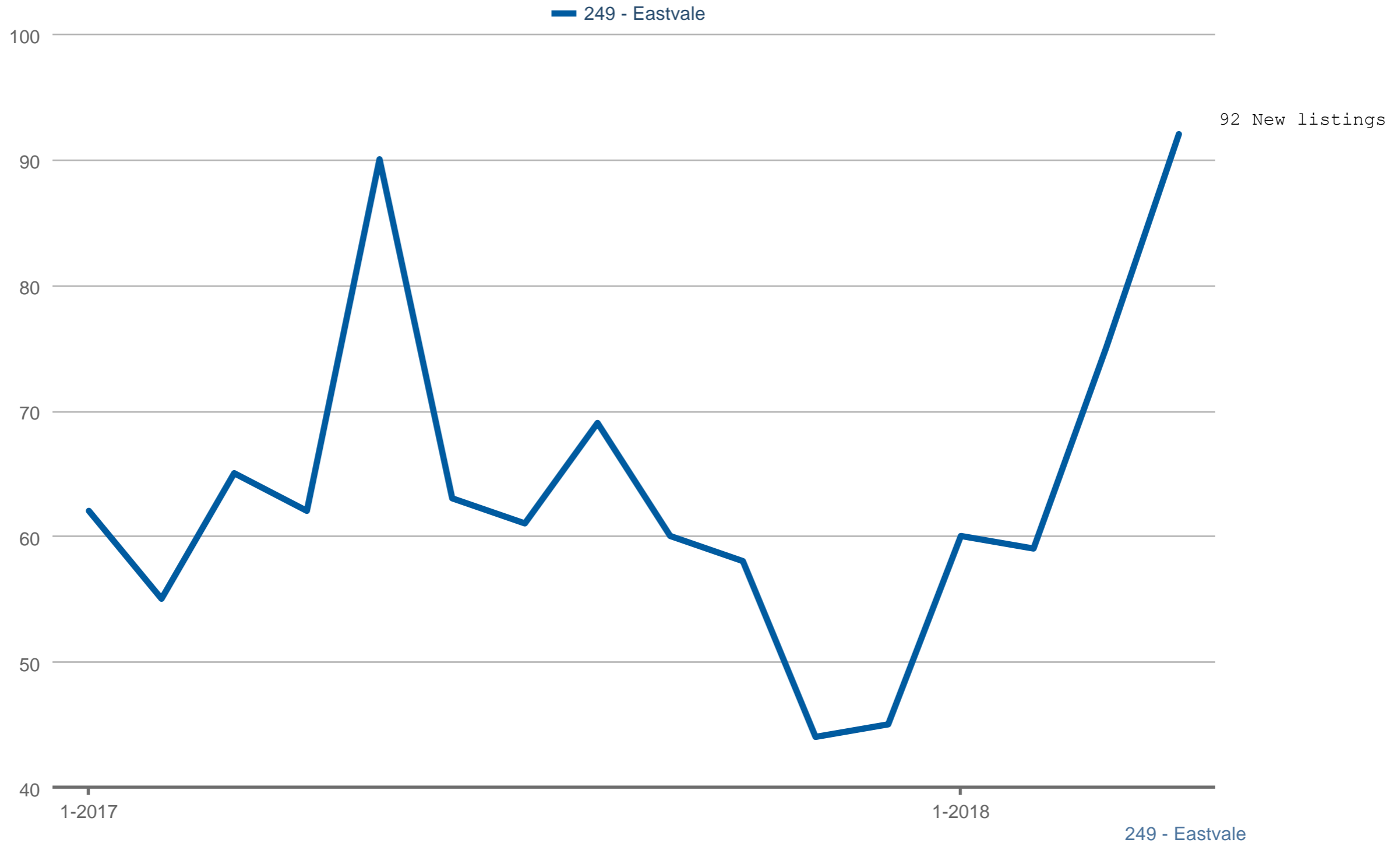
Monthly Review - March 2018 Homes Sold
In The City of Eastvale

	<u>Address</u>		<u>LivingArea</u>	<u>Bedrooms</u>	<u>Bathrooms</u>	<u>ListPrice</u>	<u>ClosePrice</u>	<u>BuyerFinancing</u>
12587	Ruvina	Lane	1211	2	3	345000	330000	Conventional
6302	Ancora	Lane	1211	2	3	330000	340000	Conventional
12470	Travanca	Lane	1211	2	3	345000	340000	Cash
12464	Palacio	Lane	1550	2	3	365000	360000	Conventional
6351	Serpens	Court	1668	3	4	417000	417000	Cash
14381	Serenade	Drive	1277	3	2	449950	455000	Conventional
6028	Limonium	Lane	1666	3	3	477880	469990	Conventional
6020	Limonium	Lane	1554	3	3	498880	479990	Conventional
7144	Talasi	Drive	2099	3	3	499800	480000	Conventional
14581	Narcisse		1895	4	3	480000	485001	Conventional
7159	Talasi	Drive	1938	4	3	488000	488000	Cash
13097	goledenrod	Drive	2477	4	3	525880	507000	Conventional
5998	Milana	Drive	2031	3	3	518000	510000	Conventional
6513	Gladiola	Street	2800	4	3	535000	530000	Conventional
13177	Park City	Drive	2674	4	3	550000	535000	Cash
6962	Farmall	Way	1848	3	2	530000	536000	Conventional
5546	Cambria	Drive	2522	4	3	534888	545000	Conventional
7149	Elderberry	Avenue	3234	3	3	559000	550000	Conventional
6264	Lyndsey	Street	2680	5	3	555000	550000	Conventional
7097	Beckett Field	Lane	2531	4	3	580000	550000	Cash
13251	Wooden Gate	Way	3638	6	4	583000	558600	FHA 203(k)
6011	Berryhill	Drive	2220	4	2	559900	559000	Conventional
14088	Parkwood	Avenue	2867	4	3	574900	560000	Cash
6131	Royal Diamond	Court	2269	4	3	559900	565000	Conventional
12738	Dairy	Street	3114	5	3	579900	565000	Conventional
14199	Symphony	Court	2925	4	4	565000	570000	VA
13161	Nordland	Drive	2574	4	3	569900	570000	Conventional
6609	Leanne	Street	3250	4	3	570000	570000	Conventional
6658	Bright Gem	Court	2440	5	3	569900	571000	Conventional
7346	Citrus Valley	Avenue	2980	4	3	585000	585000	Conventional
13984	Windrose	Avenue	3382	5	3	599000	588000	Conventional
7075	James River	Drive	2825	4	3	589900	590000	Conventional
7767	Cobble Creek	Drive	2712	4	3	575000	595000	Conventional
6430	Harrow	Street	3652	6	3	585000	595000	Conventional
12987	Clemson	Drive	2570	4	3	599900	600000	Conventional
7495	COCO CT		3000	5	3	615000	600000	Cash
13952	Star Ruby	Avenue	3566	4	5	639900	600000	Cash to New Loan
14646	Eagle River	Road	3125	4	4	623900	603000	Conventional
13864	Buckhart	Street	3309	5	3	604500	610000	Conventional
14855	BRIDAL TRAIL	Circle	3129	5	3	638000	610000	Conventional
7720	Blue Mist	Court	3566	4	5	609888	620000	Conventional
6144	Gold Spirit	Street	3406	6	3	629000	620888	Cash to New Loan
14248	Cherry Creek	Circle	2957	4	3	618000	625000	Conventional
7922	Swiftwater	Court	2809	4	3	649000	630000	Cash
6412	Mulan	Street	3112	5	3	600000	631000	Cash
13215	Ruby	Court	3307	5	5	629900	650000	Conventional
6613	Coyote Trail	Lane	3599	5	4	660000	655000	Conventional
6013	Delaware Park	Court	3485	5	3	645000	670000	Cash
7133	Rosine	Drive	3507	5	3	692800	670000	Cash

7511	Soaring Bird	Court	3970	6	5	688000	690000	Conventional
14951	MEADOWS	Way	4025	5	4	710000	692000	
8326	Dew Drop	Court	3673	6	4	718800	695000	Conventional
7531	Stonegate	Drive	4288	5	5	709000	699888	Cash
6895	Guinevere	Court	4408	5	5	750000	719000	Conventional
14089	Springwater	Lane	4749	6	5	725000	725000	Conventional
5762	Berryhill	Drive	3270	5	4	699900	725000	Conventional
<i>Average</i>			<i>2817</i>	<i>4</i>	<i>3</i>	<i>\$ 573,323</i>	<i>\$ 568,578</i>	



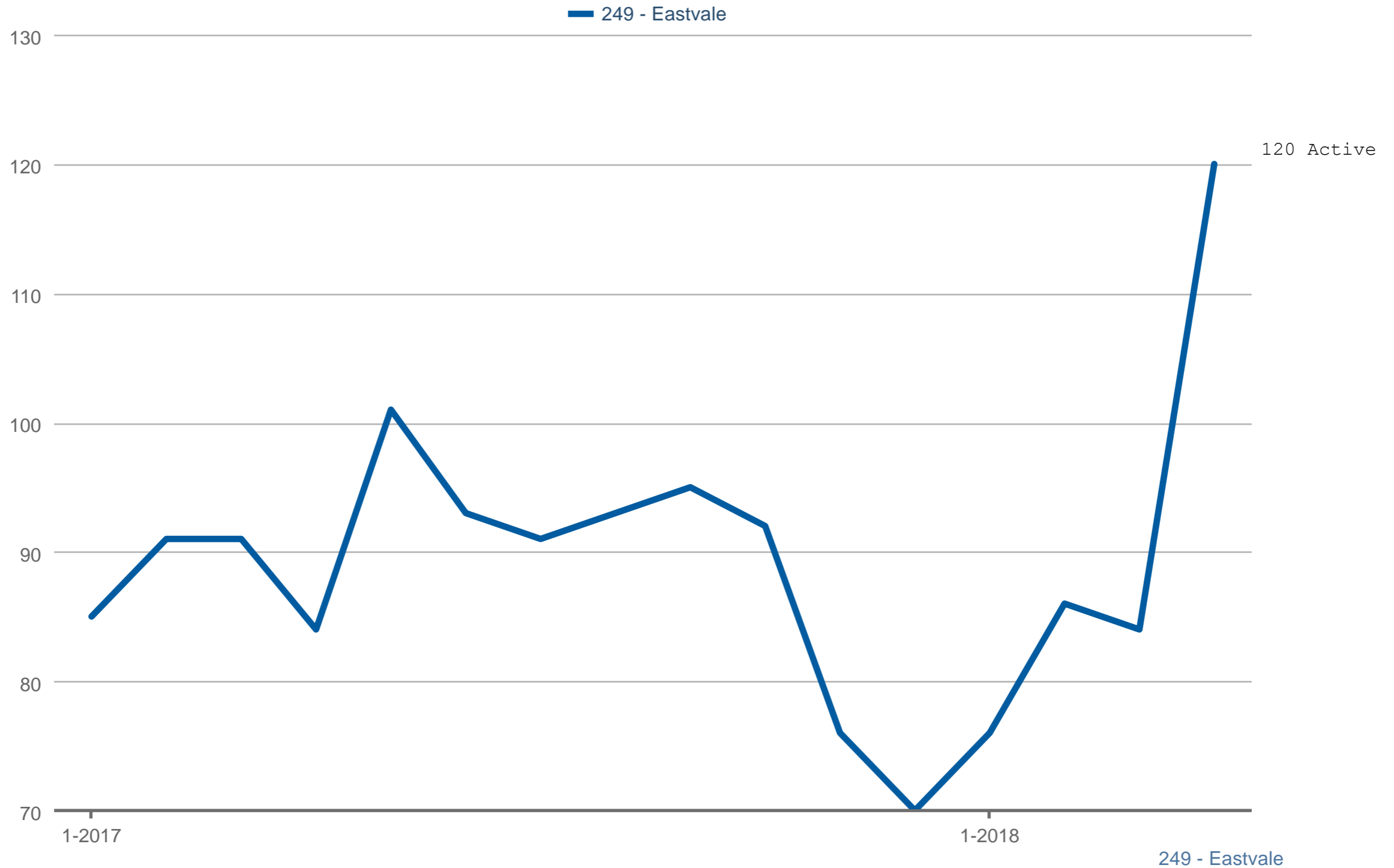
New Listings



Each data point is one month of activity. Data is from May 7, 2018.



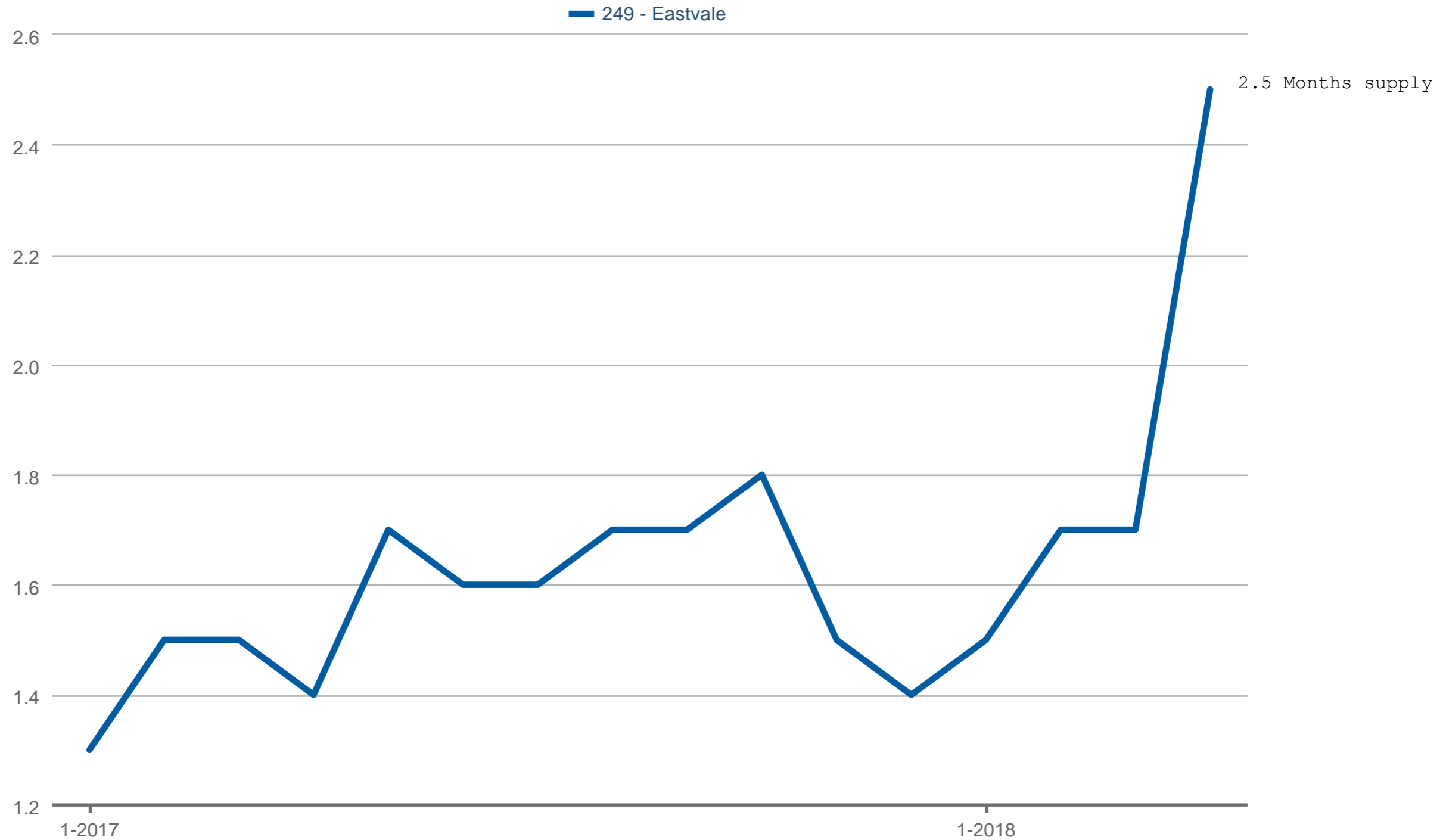
Active Listings



Each data point is one month of activity. Data is from May 7, 2018.



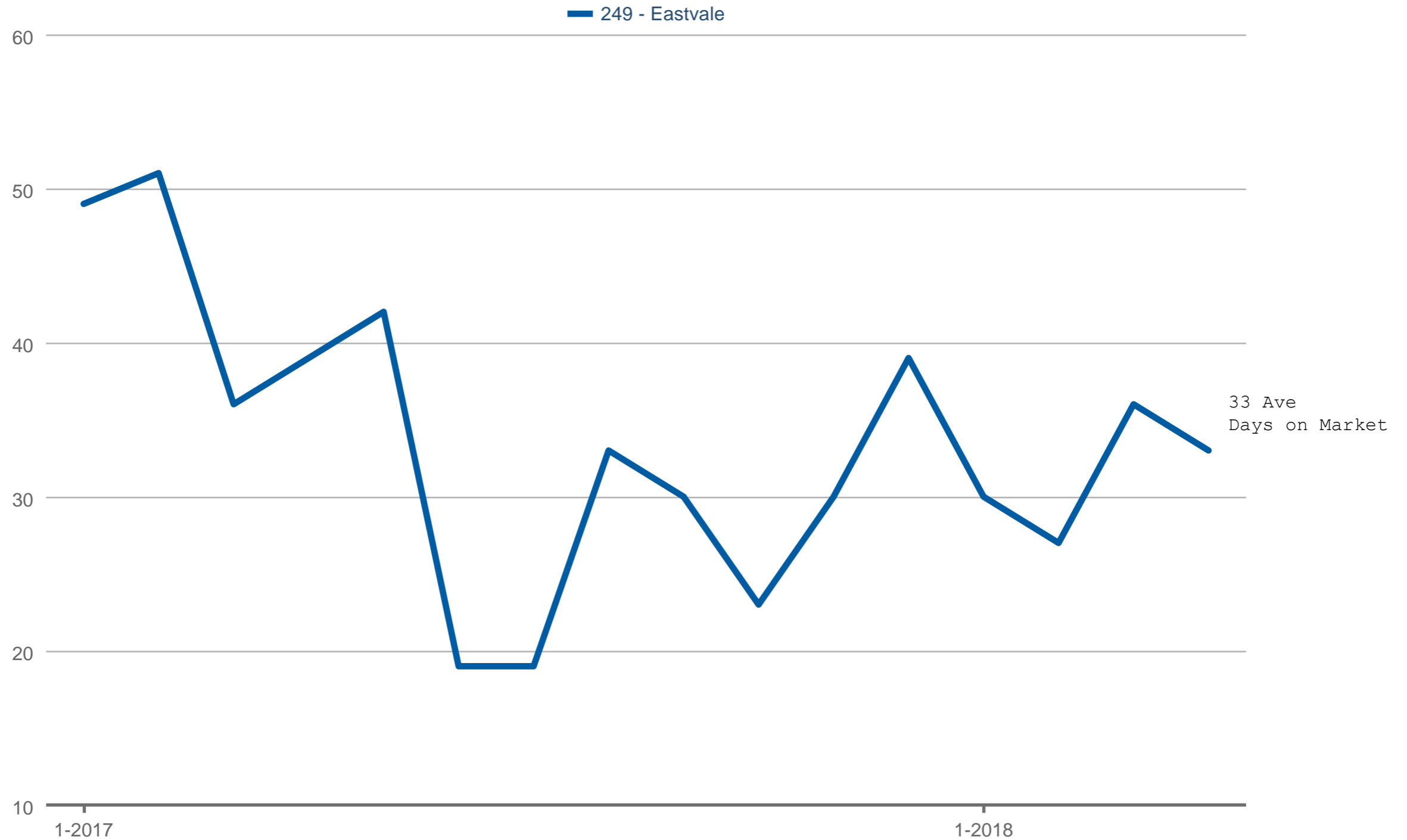
Inventory Months Supply



249 - Eastvale
Each data point is one month of activity. Data is from May 7, 2018.



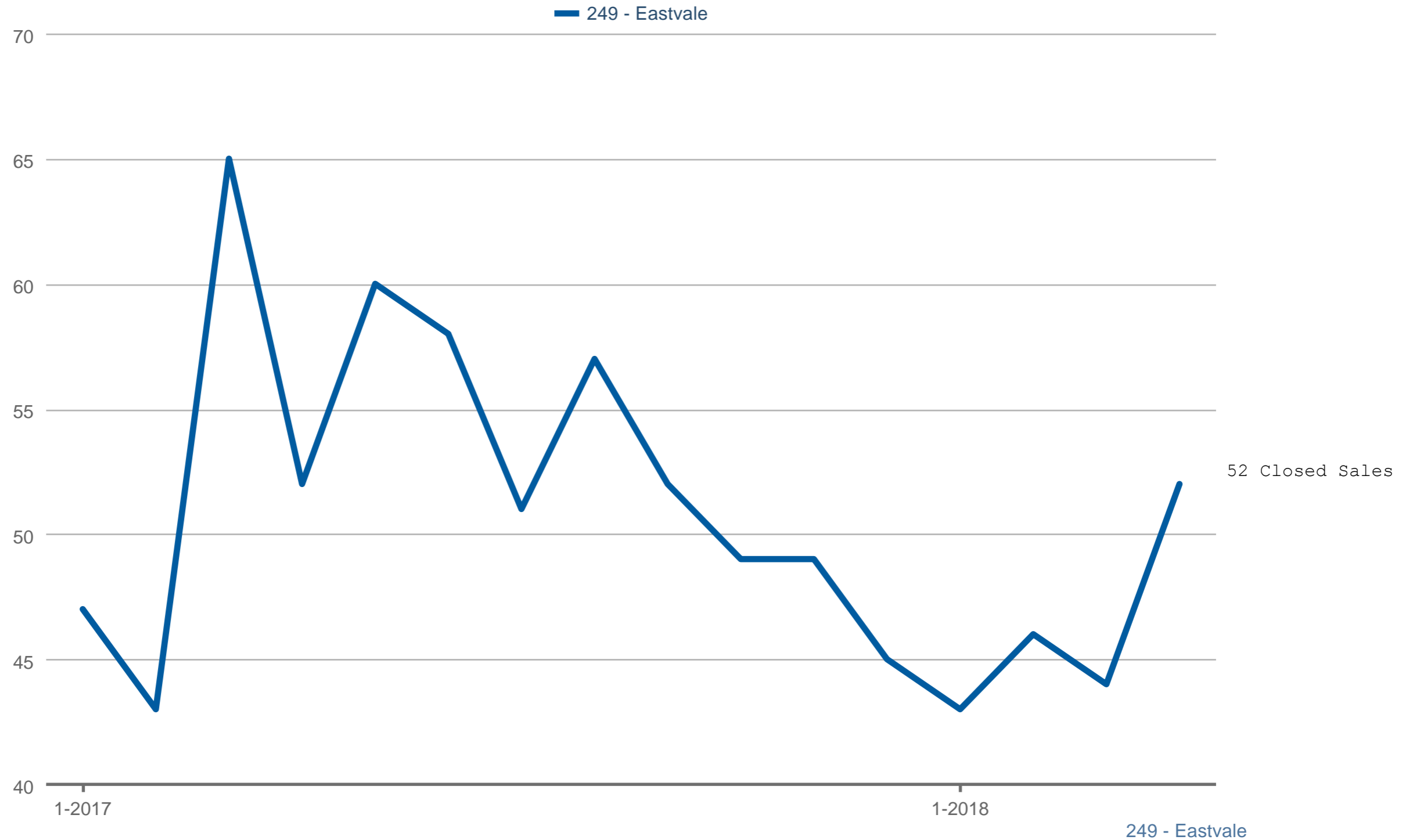
Average Days on Market



249 - Eastvale
Each data point is one month of activity. Data is from May 7, 2018.



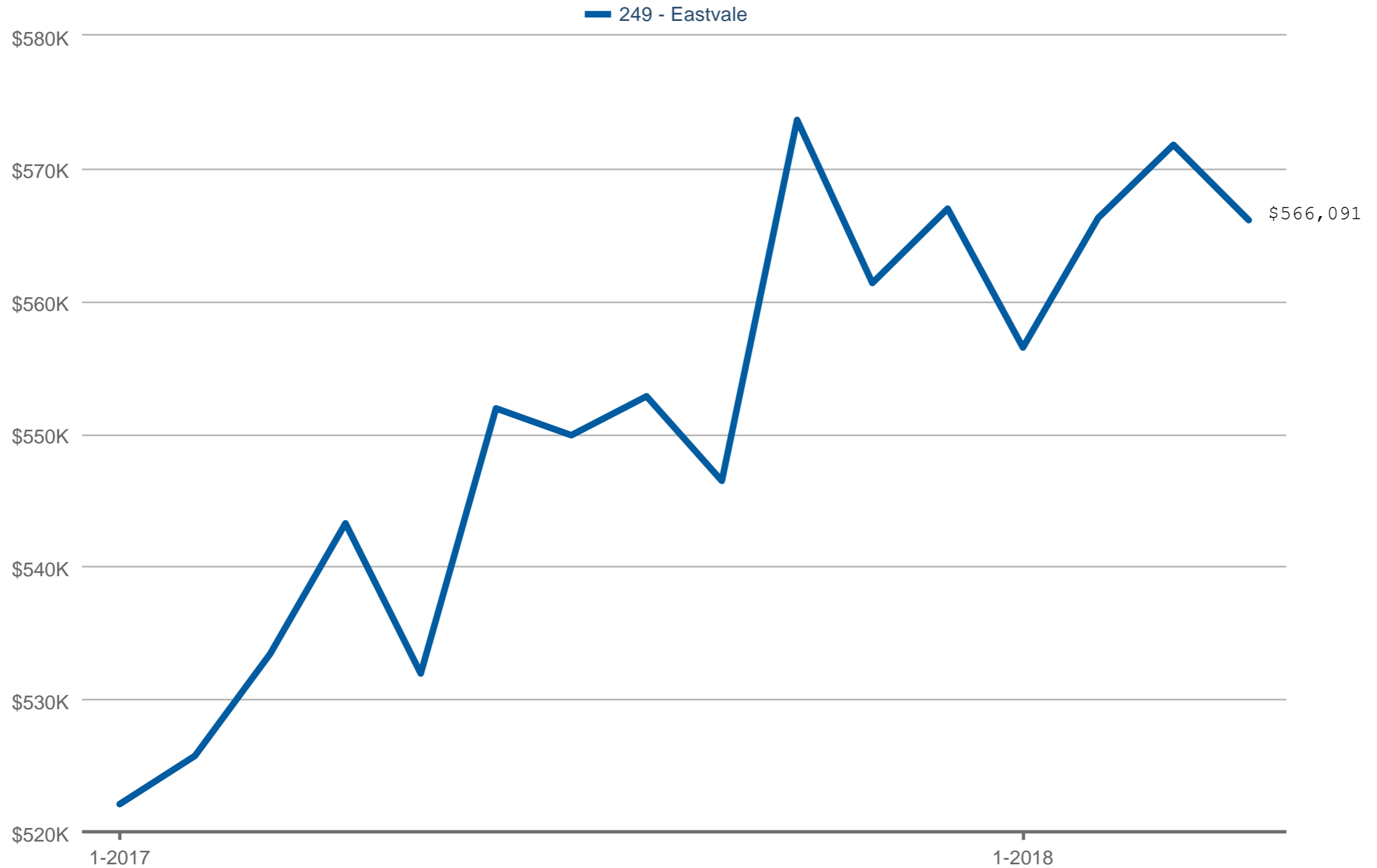
Closed Sales



Each data point is one month of activity. Data is from May 7, 2018.



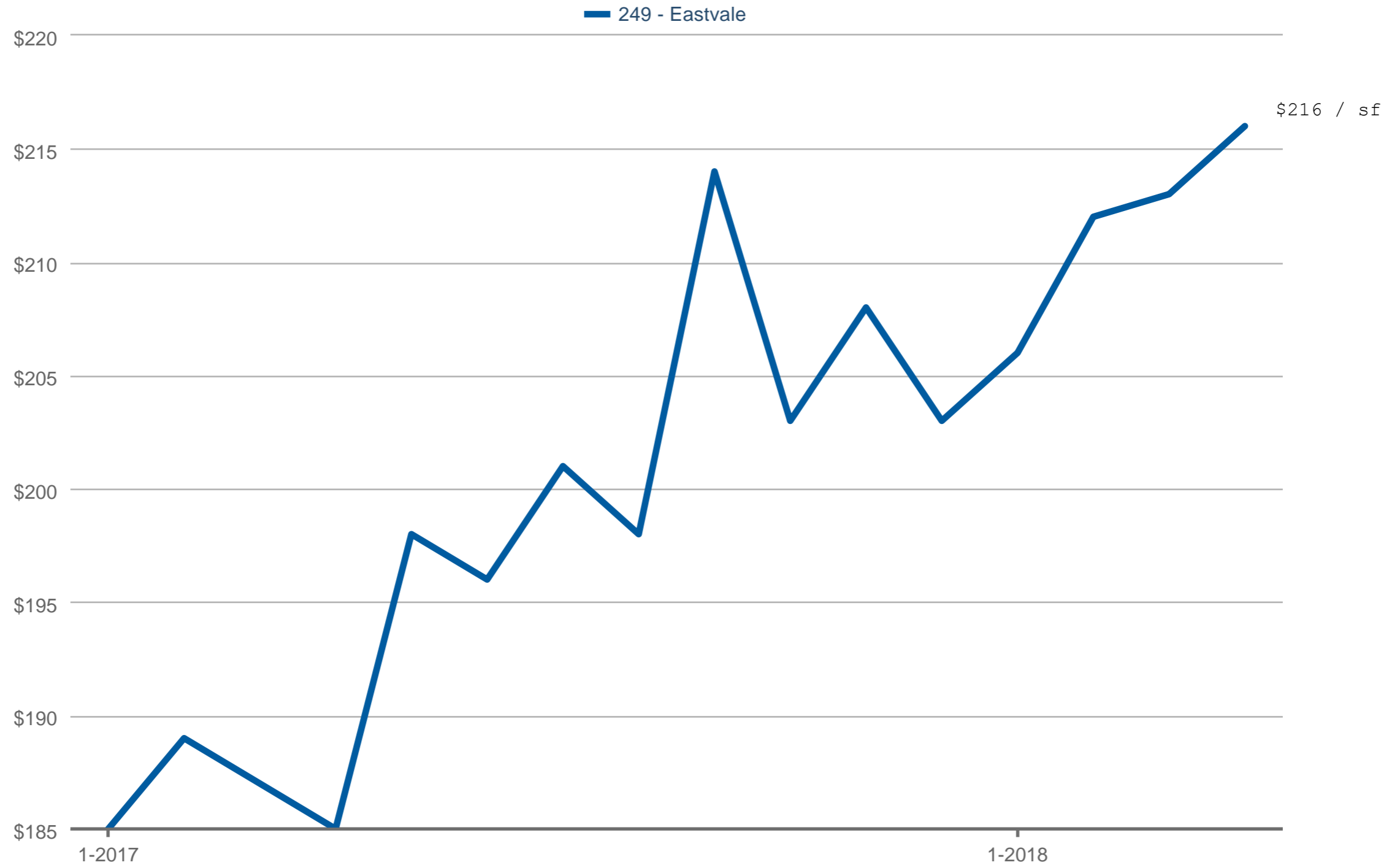
Average Sales Price



249 - Eastvale
Each data point is one month of activity. Data is from May 7, 2018.



Average Price Per Square Foot



249 - Eastvale

Each data point is one month of activity. Data is from May 7, 2018.